



Typical Screen Analysis

If you don't see the grade you need, give us a call.
All grades packaged in 4 cu. ft bags.

Typical Specifications (Grade)	Mesh	Microns (µm)	Millimeters (mm)	% Volume	% Weight	Packing Density
Ryolex #1 Bag Wt. (31-34 lbs)	+8	2380	2.38	5-15	5-15	7.75-8.5 lbs/ft ³
	-8+10	up to 2000	up to 2	6-20	6-16	
	-10+20	up to 841	up to 0.841	40-60	45-65	
	-20+30	up to 595	up to 0.595	5-10	5-10	
	-30+50	up to 297	up to 0.297	5-10	5-10	
	-50+100	up to 149	up to 0.149	0-5	0-5	
Ryolex #1H Bag Wt. (38-42 lbs)	-100			5-10	5-10	9.5-10.5 lbs/ft ³
				(Cumulative)		
	+12	1680	1.68	20 max.		
	+16	1190	1.19	25-35		
	+30	595	0.595	60-70		
Ryolex #1NR Bag Wt. (29-31 lbs)	+70	210	0.21	75 min.		7.25-7.75 lbs/ft ³
	-70			0-25		
	+ 8	2380	2.38		2-8	
	-8+10	up to 2000	up to 2		2-8	
	-10+20	up to 841	up to 0.841		45-60	
	-20+30	up to 595	up to 0.595		8-15	
Ryolex #2A Bag Wt. (28-32 lbs)	-30+50	up to 297	up to 0.297		8-15	7.0-8.0 lbs/ft ³
	-50+100	up to 149	up to 0.149		5-10	
	-100				13 max.	
	+8	2380	2.38	Trace	0-1	
	-8+16	up to 2000	up to 2	6-20	10-20	
	-16+30	up to 595	up to 0.595	20-40	20-40	
Ryolex #3 Bag Wt. (18-22 lbs)	-30+50	up to 297	up to 0.297	10-25	15-30	4.5-5.5 lbs/ft ³
	-50+100	up to 149	up to 0.149	10-25	10-25	
	-100			5-15	0-15	
	+20	841	up to 0.841	0	0	
	-20+30	up to 595	up to 0.595	5-20	0-10	
Ryolex #39 Bag Wt. (27-32 lbs)	-30+50	up to 297	up to 0.297	40-60	30-50	6.75-8.0 lbs/ft ³
	-50+100	up to 149	up to 0.149	20-35	30-50	
	-100			20 max.	25 max.	
	+30	595	0.595		0-10	
Ryolex #3-S Bag Wt. (10-14 lbs)	-30+50	up to 297	up to 0.297		35-55	2.5-3.5 lbs/ft ³
	-50+100	up to 149	up to 0.149		25-45	
	-100				20 max.	
	+16	1190	1.19	Trace	Trace	
	-16+20	up to 841	up to 0.841	0-10	0-5	
	-20+30	up to 595	up to 0.595	15-35	5-15	
Ryolex #5 Bag Wt. (24-30 lbs)	-30+50	up to 297	up to 0.297	25-50	25-50	6.0-7.5 lbs/ft ³
	-50+100	up to 149	up to 0.149	10-25	15-35	
	-100			5-15	5-20	
	+6	3360	3.36	10-25	10-25	
	-6+8	up to 2380	up to 2.38	30-45	30-45	
-8+16	up to 1190	up to 1.19	30-45	30-40		
-16			15 max.	20 max.		


Typical Specifications (Grade)	Mesh	Microns (µm)	Millimeters (mm)	% Volume	% Weight	Packing Density
Ryolex #6 Bag Wt. (26-32 lbs)	+5	4000	4	40-60		6.5-8.0 lbs/ft ³
	-8+16	up to 1190	up to 1.19	20-40		
	-16			15-30		
Ryolex #18-STP Bag Wt. (16-20 lbs)	+16	1190	1.19		0	4.0-5.0 lbs/ft ³
	-16+30	up to 595	up to 0.595		3-10	
	-30+50	up to 297	up to 0.297		30-45	
	-50+100	up to 149	up to 0.149		25-45	
	-100				15-35	
Ryolex #39 Bag Wt. (28-32 lbs)	+30	595	0.595		0-10	7.0-8.0 lbs/ft ³
	-30+50	up to 297	up to 0.297		35-55	
	-50+100	up to 149	up to 0.149		25-45	
	-100				20 max.	
Ryolex Masonry Fill Bag Wt. (22-32 lbs)	+4	4760	4.76		5 max.	5.5-8.0 lbs/ft ³
	+16	1190	1.19		50-80	
	+100	149	0.149		85-95	
	-100				5-15	





From the finest to the coarsest grades of perlite, Silbrico specializes in identifying, producing and delivering your specific needs.


For more information or to arrange for samples,
please call: **708-354-3350** or email: info@silbrico.com



 6300 River Road, Hodgkins, IL 60525-4257

 708-354-3350

 708-354-6698

 silbrico.com